
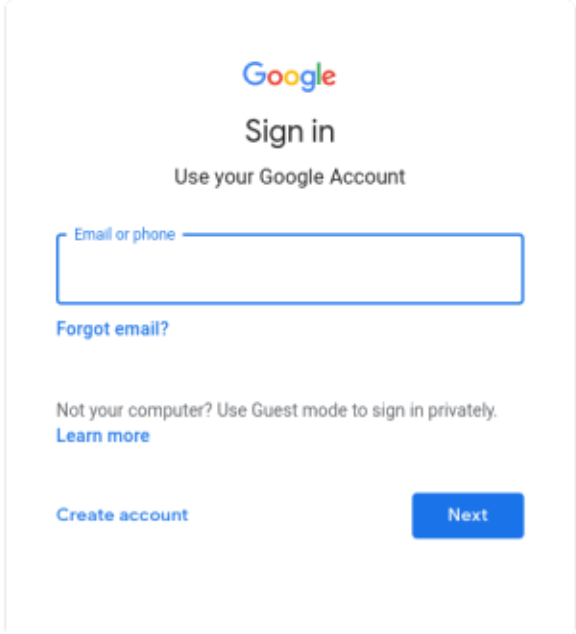


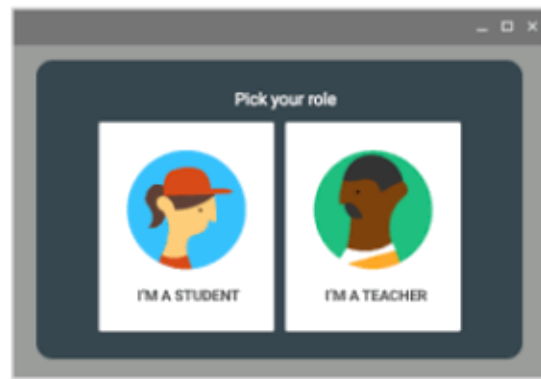
Cómo unirse a una Google Classroom

Cuándo el profrrsor ya te ha invitado

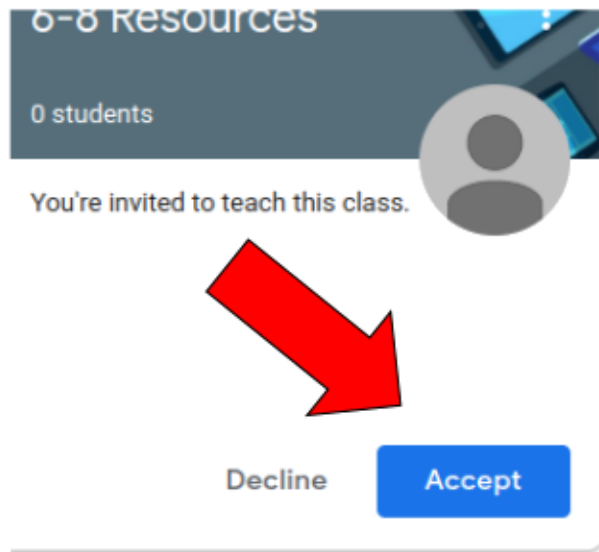


Paso	Foto
1. Ve a classroom.google.com o busca Google Classroom	 The icon for Google Classroom, which consists of a green square with rounded corners containing a white silhouette of a person's head and shoulders, surrounded by a yellow border.
2. Pulsa el botón azul que dice: "Go to Classroom"	<p>Manage teaching and learning with Classroom</p> <p><small>Classroom helps students and teachers organize assignments, boost collaboration, and foster better communication.</small></p> <p>Go to Classroom</p>
3. Entra con tus credenciales de Google que son; tu email hasta @ seguido por @jcswv.org (EJEMPLO: jennifer.rowan@jcswv.org) Tu contraseña es la misma que de tu email. (EXAMPLE: jennifer.rowan@jcswv.org).	 A screenshot of the Google sign-in page. At the top is the Google logo. Below it is the text "Sign in" and "Use your Google Account". There is a text input field labeled "Email or phone". Below the field are links for "Forgot email?", "Not your computer? Use Guest mode to sign in privately. Learn more", and "Create account". A blue "Next" button is located at the bottom right.

4. Entra como estudiante



5. Pulsa el botón azul que dice <<Accept>>



6. ¡Ahora estás en la clase